

211 OTTAWA KIWANIS ROYAL CANADIAN AIR CADET SQUADRON



PARADE ORDER

Issued under the authority of:

**N.A. Daley
Captain
Commanding Officer**

1 September 2016

211 Parade Order

1. Forming up the Squadron.....[pg 2]
2. Inspection.....[7]
3. March Past..... [8]
4. National Anthem and Advance in Review Order..... [10]
5. Dismissal.....[11]
 - a. For Regular Training Evenings.....[11]
 - b. For Commanding Officer’s Parades..... [11]
6. Parade Square Layout [13]

ITEM	COMMAND	BY	ACTION	REMARKS
FORMING UP THE SQUADRON				
1.			Squadron Warrant Officer (SWO) marches to and halts three paces in front of the position to be occupied by the No. 1 Flight marker.	Flights are formed in a designated area, standing at ease. The SWO faces the future position of the front rank.
2.	MARKERS	SWO	The flight markers come to attention, and march onto the parade square. The leading flight marker halts three paces in front of and facing the SWO. The remainder halt and dress on the left of that marker at shoulder dressing. Upon completion of dressing, they look to the front in succession from the right.	Flights adopt the stand at ease position.
3.	MARKERS – NUMBER	SWO	The markers number consecutively from right to left	
4.	NUMBER 1 RIGHT, REMAINDER LEFT – TURN	SWO	No. 1 Flight marker turns right, the remainder turn left	
5.	NUMBER 1 STAND FAST, REMAINDER QUICK – MARCH	SWO	Flight “One” marker stand fast, the remainder march the required distance and halt.	
6.	NUMBER 1 STAND FAST, REMAINDER ABOUT – TURN	SWO	Flight “One” marker stands fast, the remainder about turn and cover off the Flight “One” marker.	The SWO, by a series of wheels, marches out six paces in front of No. 1 Flight marker ensure the markers are covered off

ITEM	COMMAND	BY	ACTION	REMARKS
7.	MARKERS - STEADY	SWO	The markers stand fast.	
8.	MARKERS, LEFT – TURN	SWO	The markers turn left	The SWO turns right and marches to a position 6 paces in front of where the front rank of the squadron will be, centred.
9.	SQUADRON, FALL – IN	SWO	All Flight Sergeant (Flt Sgt) positions come to attention.	
10.	NO. 1 FLIGHT ATTENTION	Flt Sgt	The flight acts as ordered.	The command series 10, 11, 12 is given in succession by flights.
11.	NO. 1 FLIGHT BY THE CENTRE QUICK – MARCH	Flt Sgt	The flight acts as ordered.	
12.	NO. 1 FLIGHT, HALT	Flt Sgt	The flight acts as ordered.	Each Flt Sgt halts their flight in position with their respective right markers.
13.			After the final command is given, all Flt Sgts will turn about and face the front together.	Officers may begin promenading as the flights fall in, normally on the flank. The Squadron Deputy Commander (DComd) promenades in front of officers. Note: normally 5 paces; for space restraints at NDHS, it will be 3 paces.
14.	SQUADRON, OPEN ORDER – MARCH	SWO	The squadron acts as ordered.	In the case of two ranks, it is the front ranks that stands fast and the rear rank that takes three check paces back.
15.	SQUADRON, RIGHT – DRESS	SWO	The squadron acts as ordered.	
16.			The No. 1 Flight (being the rightmost) Flt Sgt marches to a position 6 paces to the right of No. 1 Flight marker. The No. 1 Flight Flt Sgt dresses each rank of the squadron, ordering "FRONT / CENTRE / REAR RANK - STEADY" as appropriate. After the front / centre rank is dressed, the No. 1 Flight	

ITEM	COMMAND	BY	ACTION	REMARKS
			<p>Flt Sgt executes a left turn and paces off a distance of 3 paces between the ranks.</p> <p>After the rear rank is dressed, the No. 1 Flight Flt Sgt calls "SQUADRON STEADY."</p>	
17.	SQUADRON, EYES – FRONT	SWO	The squadron acts as ordered. No. 1 Flight Flt Sgt returns to their position in front of their flight.	
18.	REPORT YOUR FLIGHTS	SWO	The Flt Sgts report the strength of their flights consecutively from the right.	<p>The No. 1 Flight Flt Sgt responds with "No.1 Flight, [#] cadets on parade, [address of the SWO]."</p> <p>Subsequent flights' Flt Sgts will follow the same wording, observing that only the first and last flight use the word "flight" to indicate the start and finish respectively.</p> <p>Officer positions halt.</p> <p>While ordering officer positions to march on parade, the DComd positions themselves two paces behind the SWO.</p> <p>Officer positions position themselves 3 paces behind the DComd, facing the squadron.</p>
19.			<p>The SWO turns about and reports the squadron to the DComd.</p> <p>The DComd orders the SWO to fall in. The SWO dismisses themselves and march to their position on the parade.</p> <p>The DComd takes two</p>	All salutes are acknowledged. The DComd waits until the SWO is in position before issuing further commands.

ITEM	COMMAND	BY	ACTION	REMARKS
			paces forwards and occupies the SWO's former position.	
20.	OFFICERS, FALL – IN	DComd	The officers act as ordered: Flight Commanders (Flt Comds) turn left and take their flights from their respective Flt Sgts.	The Flt Sgts report their flights and, after being ordered to fall in, turn right and march to their new positions. The squadron is now ready at the appointed time, to receive the Squadron Cadet Commander (Sqn Comd).
21.	NO. 1 FLIGHT, STAND AT – EASE	Flt Comd	Flight acts as ordered.	After the last flight has adopted the position of stand at ease, a standard pause is observed and the Flt Comds turn about and assume the position of at ease. The Squadron Commander (Sqn Comd) approaches a position in advance of the DComd, two paces away.
22.	SQUADRON ATTENTION	DComd	The squadron acts as ordered. The DComd turns about and reports the squadron to the Sqn Comd, who orders the DComd to fall in. The DComd turns right and marches to the position on parade. The Sqn Comd steps forward 2 paces adopting the position formerly occupied by the DComd.	The Sqn Comd waits until the DComd has adopted the new position before issuing any further orders.
23.	SQUADRON STAND AT – EASE	Sqn Comd	The squadron acts as ordered.	
24.	SQUADRON ATTENTION	Sqn Comd	The squadron acts as ordered.	Flag Party Comd to ensure Flag Party is at attention and carrying flags at this point.
25.	MARCH ON THE FLAGS	Sqn Comd	Sqn Comd faces the front.	
26.	FLAG PARTY	Flag Party Comd	Flag Party Comd orders this cautionary command.	

ITEM	COMMAND	BY	ACTION	REMARKS
27.	TO THE FLAGS-SALUTE	Sqn Comd	Officer positions on parade salute. The SWO is not an officer position.	Remainder of squadron stands fast.
28.	FLAG PARTY BY THE CENTRE QUICK – MARCH	Flag Party Comd	Flag Party acts as ordered.	
29.	CHANGE DIRECTION RIGHT, RIGHT - FORM	Flag Party Comd	Flag Party acts as ordered.	Alternatively, a left form, if the circumstances call for this.
30.	FOR – WARD	Flag Party Comd	Flag Party acts as ordered.	
31.	COUNTER-MARCH	Flag Party Comd	Flag Party acts as ordered.	
32.	FLAG PARTY – HALT	Flag Party Comd	Flag Party acts as ordered.	
33.	SQUADRON ATTENTION	Sqn Comd	Officers on parade bring down the salute.	
34.	SQUADRON STAND AT – EASE	Sqn Comd	The Squadron acts as ordered.	Squadron waits for the arrival of the Reviewing Officer (RO).
35.	211 OTTAWA KIWANIS SQUADRON ATTENTION	Sqn Comd	Squadron acts as ordered.	Given upon arrival of RO.
36.	SQUADRON GENERAL SALUTE – SALUTE	Sqn Comd	Officer positions on parade salute.	Remainder of the squadron stands fast.
37.	SQUADRON ATTENTION	Sqn Comd	Officers on parade bring down the salute.	Only used if no band playing. Else, salutes drop after a standard pause after last note of music.
38.	If no inspection: SQUADRON CLOSE ORDER - MARCH	Sqn Comd	Sqn Comd reports to the RO for squadron inspection.	Recommended lines: "Good evening [address], I am [rank] [name] [surname], the 211 Ottawa-Kiwanis Squadron Cadet Commander. There are [#] of cadets on parade. Would you like to continue with the inspection, [address]?" Except for CO's Parades, the RO will normally decline to inspect the squadron. At this point, the squadron proceeds to the march past.

ITEM	COMMAND	BY	ACTION	REMARKS
INSPECTION (NORMALLY OMITTED, EXCEPT FOR CO'S PARADES)				
39.	NO. 1 FLIGHT STAND FAST, REMAINDER STAND AT – EASE	Sqn Comd	Squadron acts as ordered. No. 1 Flight Flt Comd positions themselves to receive the RO.	No. 1 Flight Flt Comd should stand 3 paces in front of the flight's right marker, facing right. Everyone in the flight should be at attention.
40.			No. 1 Flight Flt Comd reports to the RO.	Recommended lines: "Good evening [address], I am [rank] [name] [surname] reporting as [Fit] Flt Comd, [#] cadets on parade would you like to inspect [address]?"
41.	NO. 2 FLIGHT ATTEN – TION	Flt Comd	The next consecutive flight's Flt Comd calls their flight to attention and position themselves to receive the RO as the inspection of the rear rank of the previous flight is begun. The subsequent Flt Comds will receive the RO in the same fashion as the No. 1 Flight Flt Comd.	
42.			After permission is granted by the RO, No. 1 Flight Flt Comd takes 2 paces left close march and turns about to guide the reviewing officer for inspection.	No. 1 Flight Flt Comd slow marches during the inspection of their flight, keeping in line with the RO and directing them to the appropriate places at the end of each rank.
43.			No. 1 Flight Flt Comd reports to the RO.	Recommended lines: "Thank you for inspecting No. 1 Flight, are there any questions or comments at this time, [address]?"
44.			No. 1 Flight Flt Comd asks the RO for permission to carry on.	Recommended lines: "Permission to carry on, [address]?" No. 1 Flight Flt Comd dismisses themselves, return to their previous position three paces in

ITEM	COMMAND	BY	ACTION	REMARKS
				advance of the centre of the front rank of the flight.
45.	NO. 1 FLIGHT CLOSE ORDER – MARCH	Flt Comd	Flight acts as ordered.	
46.	NO. 1 FLIGHT STAND AT – EASE	Flt Comd		After the flight is at ease, Flt Comds turn about and place themselves at ease.
47.			Remaining Flt Comds to refer to steps 40 through 46.	
48.	SQUADRON ATTEN – TION	Sqn Comd	The squadron acts as ordered.	The Sqn Comd waits until the last flight has been stood at ease before issuing this and any further orders.
49.			Sqn Comd approaches the dais and asks the RO for permission to carry on with the march past.	
MARCH PAST				
50.			Sqn Comd marches back to their position 6 paces out from the squadron's front rank.	
51.	211 OTTAWA KIWANIS SQUADRON WILL MARCH PAST IN COLUMN OF ROUTE, FLAG PARTY TAKE POST	Sqn Comd		
52.	FLAG PARTY AT THE HALT CHANGE DIRECTION RIGHT, RIGHT – FORM	Flag Party Comd	Flag Party acts as ordered.	
53.	QUICK - MARCH	Flag Party Comd	Flag Party executes the form.	
54.	SQUADRON MOVE TO THE RIGHT IN COLUMN OF ROUTE RIGHT – TURN	Sqn Comd	All parade positions march to the formation – column of route.	Clockwise directions will be used.
55.	SQUADRON BY THE LEFT QUICK – MARCH	Sqn Comd	Squadron acts as ordered.	
56.			At the first suitable point, the Sqn Comd wheels left and the squadron	

ITEM	COMMAND	BY	ACTION	REMARKS
			follows. Upon reaching the march past line, the Sqn Comd wheels left and leads the squadron along the line.	
57.	BY THE RIGHT	Sqn Comd	The SWO moves to the right flank and lead the rear ranks of their squadron along the march past line. Any cadets in a blank file will cover to the right.	Given when the Sqn Cdt Comd has completed the second wheel.
58.	SQUADRON, IN SUCCESSION OF FLIGHTS, EYES – RIGHT	Sqn Comd		
59.	NO. 1 FLIGHT, EYES – RIGHT	Flt Comd	Sqn Comd and No. 1 Flight Flt Comd salute, flight acts as ordered. Flags are let fly.	SWO maintains head and eyes to the front, guiding No. 1 Flight on march past line. Each successive Flt Comd repeats these commands as appropriate for their flights. Flights act as ordered.
60.	SQUADRON, IN SUCCESSION OF FLIGHT, EYES – FRONT	Sqn Comd		Given after passing dais
61.	NO. 1 FLIGHT EYES – FRONT	Flt Comd	Sqn Comd and No. 1 Flt Comd drop salute. No. 1 Flight acts as ordered. Flags are caught.	Given after entire flight has passed the dais.
62.	BY THE LEFT	Sqn Comd	SWO covers to the left flank, along with any cadet in a blank file.	Given just as final wheel started by Sqn Comd. SWO wheels left leading squadron onto the inspection line.
63.			Sqn Comd marches down inspection line. SWO leads squadron down advance line.	
64.	SQUADRON MARK – TIME	Sqn Comd	Squadron acts as ordered.	Sqn Comd ensures that the squadron is marking time at the designated point.

ITEM	COMMAND	BY	ACTION	REMARKS
				Flag Party Comd will judge the appropriate place for a form to be executed.
65.	SQUADRON, HALT	Sqn Comd	Squadron acts as ordered.	
66.	SQUADRON ADVANCE INTO LINE, LEFT – TURN	Sqn Comd	Squadron acts as ordered. All parade positions return to position in line after the standard pause after the turn.	Flt Comds and Flt Sgts to return to their positions.
67.	FLAG PARTY AT THE HALT CHANGE DIRECTION LEFT, LEFT – FORM	Flag Party Comd	Flag Party acts as ordered.	
68.	QUICK - MARCH	Flag Party Comd	Flag Party acts as ordered.	
69.	SQUADRON OPEN ORDER – MARCH	Sqn Comd	Squadron acts as ordered.	In two ranks, the rear rank moves and the front rank stands fast.
70.	SQUADRON RIGHT – DRESS	Sqn Comd	DComd and Flt Comds turn about. SWO dresses off the squadron's front rank.	SWO will call FRONT RANK, STEADY followed by SQUADRON STEADY.
71.	SQUADRON EYES – FRONT	Sqn Comd		Called after the SWO says "SQUADRON STEADY."
72.			Sqn Comd marches up to the RO and asks for permission to proceed to the awards and presentations.	Sqn Comd faces the squadron to execute the next command.
73.	SQUADRON STAND AT – EASE	Sqn Comd	Squadron acts as ordered.	Sqn Comd waits for Flag Party to stand at ease and band to ground instruments before issuing further commands.
74.	SQUADRON STAND – EASY	Sqn Comd	Awards and presentations are given out at this time.	Weekly Announcements/ Upcoming Events will follow awards and presentations.
NATIONAL ANTHEM AND ADVANCE IN REVIEW ORDER				
75.	SQUADRON ATTENTION	Sqn Comd		Sqn Comd reports to RO and request permission to carry on with the singing of the National Anthem and the advance and review order.
76.	SQUADRON CLOSE ORDER – MARCH	Sqn Comd	Squadron acts as ordered.	

ITEM	COMMAND	BY	ACTION	REMARKS
77.		Band Comd	Band plays the national anthem.	Officer positions salute from beginning of first note to end of last note.
78.	211 OTTAWA KIWANIS SQUADRON, ADVANCE IN REVIEW ORDER, [7 PACES], BY THE CENTRE, QUICK – MARCH	Sqn Comd	Squadron acts as ordered, taking exactly the prescribed number of paces.	It may be that at functions such as the ACR, the standard 15 paces are taken in accordance with the space of the parade square (when this happens, omit the [7 PACES] part of command.
79.	SQUADRON GENERAL SALUTE – SALUTE	Sqn Comd	Officer positions salute.	RO departs after the general salute.
80.	SQUADRON ATTEN – TION	Sqn Comd	Officer positions drop their salutes.	Used only when the band is not playing.
DISMISSAL				
The dismissal will depend on the occasion. Pick one of the following scenarios.				

DISMISSAL: FOR REGULAR WEDNESDAY TRAINING EVENINGS

ITEM	COMMAND	BY	ACTION	REMARKS
81.	FLIGHT COMMANDERS, CARRY ON	Sqn Comd	Flt Comds turn about and individually put their flights to an appropriate position. SWO, DComd, and Cdt Comd dismiss themselves to the sides.	

DISMISSAL: FOR COMMANDING OFFICER'S PARADES








ITEM	COMMAND	BY	ACTION	REMARKS
81.	MARCH OFF THE FLAGS	Sqn Comd		
82.	FLAG PARTY	Flag Party Comd	Flag Party Comd issues this cautionary command.	
83.	TO THE FLAGS- SALUTE	Sqn Comd	All officer positions on parade salute.	The SWO is not an officer position.
84.	FLAG PARTY BY THE CENTRE QUICK – MARCH	Flag Party Comd		
85.	CHANGE DIRECTION RIGHT RIGHT – FORM	Flag Party Comd	Flag Party right forms and marches across front of squadron.	Or left, as required.
86.	FOR – WARD	Flag Party Comd	Flag Party acts as ordered.	
87.	FLAG PARTY – HALT	Flag Party Comd	Flag Party acts as ordered.	Barring other directions, flag party will quietly start to put flags away. The

ITEM	COMMAND	BY	ACTION	REMARKS
				cases will be conveniently located here prior to the start of the parade under direction of the Flag Party Comd.
88.	OFFICERS FALL – OUT	Sqn Comd	Flt Sgts execute right turn, Flt Sgt goes around the left side of their flight to take over flight.	DComd halts 2 paces in front of Sqn Comd with officers at the rear. Officer positions march in direct route to their positions: they should be in the same order as when they fell in, to the right of the DComd.
89.			When the last flight commander falls into line, the DComd takes a half pace forward and after the standard pause, all salute.	
90.	OFFICERS DIS – MISS	Sqn Comd	DComd steps back one half-pace. All officers, salute, turn right, then march off.	
91.	SQUADRON STAND AT – EASE	Sqn Comd	Squadron acts as ordered.	
92.	SQUADRON WARRANT OFFICER	Sqn Comd	SWO marches forward and halts 2 paces in front of and facing the Sqn Comd, who executes a left turn and marches off the parade.	
93.	SQUADRON – ATTENTION	SWO	Squadron acts as ordered.	As Sqn Comd departs.
94.	SQUADRON DIS – MISS	SWO	Squadron acts as ordered.	The SWO may comment on the squadron's drill performance at this point, prior to their dismissal.

PARADE SQUARE LAYOUT

General layout; for specific position spacings, refer to the CF Manual of Drill and Ceremonial

Legends

-  Reviewing Officer
-  Squadron Commander
-  Squadron Deputy Commander
-  Squadron Warrant Officer
-  Flight Commander
-  Flight Sergeant
-  Flag Party

